



# TEMARIO

## PL-900T00-A Course: Microsoft Power Platform Fundamentals

## Course PL-900T00-A Course: Microsoft Power Platform Fundamentals (2 days)

### OVERVIEW

#### About this course

Learn about the business value and capabilities of the Power Platform product. Create a simple PowerApp, connect data with CDS, create a Power BI Dashboard and automate a process with Microsoft Flow.

#### Audience profile






Candidates for this exam are users who aspire to improve productivity by automating business processes, analyzing data to produce business information, and acting more effectively by creating simple application experiences.

#### Skilld obtained

- Describe the components of Power Platform: Power Apps, Power BI and Microsoft Automate
- Describe Power Platform Components: AI Common Data Service, Connectors, and Builder
- Describe between-cloud scenarios in M365, Dynamics 365, Microsoft Azure, and third-party services.

#### Prerequisites

There are no prerequisites for this course.

 Duracion	 Examen	 PDU	 Requisitos	 Idioma
2 días	No Incluido	No Aplica PDU	Ver Prerrequisitos	Ingles

# TEMARIO

## Module 1: Introduction to Power Platform

Learn about the value and capabilities of PowerApps, and the ways that other organizations have leveraged this technology to create simple applications for their businesses.

### Lessons

- Power Apps Overview
- How to build an application solution
- Create the Staff Canvas app
- Complete the application

### Lab: How to build a basic Canvas 2 app

- Create Canvas security app

After completing this module, students will be able to:

- Learn how other organizations digitize their processes using Power Apps
- See Power Apps in action and learn about the options to create your first application
- Learn what Power Apps is and its commercial value

## Module 2: Get Started with Power Apps

Learn about Power Platform components, ways to connect data, and how organizations can leverage this technology to create business solutions.

### Lessons

- Power Platform overview
- Module summary

After completing this module, students will be able to:

- Identify when to use each Power Platform component application to create business solutions
- Learn the value of using Power Platform to create business solutions
- Learn about the components and features of Power Platform

## Module 3: Introduction to Common Data Service

Common Data Service enables you to delve into powerful and scalable data solutions in the cloud. Learn what makes Common Data Service work and how it can work with Power Platform to create unique and efficient business solutions.

### Lessons

- Common Data Service overview
- Module summary

### Laboratory: Data modeling

- Create environment and solution
- Create entities and relationships
- Import data

After completing this module, students will be able to:

- Describe the difference between the Common Data Service and the Common Data Model.
- Explain the use cases and limitations of business rules and process flows.
- Explain what environments, entities, fields, and relationships are in the Common Data Service.

## Module 4: Get Started with Power Automate

Find out how users can take advantage of Power Automate to improve business efficiency and productivity.

### Lessons

- Power Automate Overview
- How to build an automated solution

### Lab: Build a Simple Flow

- Create visit notification flow
- Create safety sweep flow

After completing this module, students will be able to:

- See how Power Automate works and looks from the user's perspective
- Build a simple flow
- Know the commercial value and characteristics of Power Automate

## Module 5: Get started with Power BI

Learn how organizations can use Power BI to easily clean, display, and understand data to ensure better informed decisions.

### Lessons

- Power BI overview
- How to build a simple panel

### Lab: Create a Power BI Report

- After completing this module, students will be able to:
- See how Power BI works and looks from the user's perspective
- Learn how to create a simple Power BI dashboard
- Describe the business value and features of Power BI