

S4H00

SAP S/4HANA Overview

COURSE OUTLINE

Course Version: 20

Course Duration:

SAP Copyrights, Trademarks and Disclaimers

© 2022 SAP SE or an SAP affiliate company. All rights reserved.

No part of this publication may be reproduced or transmitted in any form or for any purpose without the express permission of SAP SE or an SAP affiliate company.

SAP and other SAP products and services mentioned herein as well as their respective logos are trademarks or registered trademarks of SAP SE (or an SAP affiliate company) in Germany and other countries. Please see <http://global12.sap.com/corporate-en/legal/copyright/index.epx> for additional trademark information and notices.

Some software products marketed by SAP SE and its distributors contain proprietary software components of other software vendors.

National product specifications may vary.

These materials may have been machine translated and may contain grammatical errors or inaccuracies.








These materials are provided by SAP SE or an SAP affiliate company for informational purposes only, without representation or warranty of any kind, and SAP SE or its affiliated companies shall not be liable for errors or omissions with respect to the materials. The only warranties for SAP SE or SAP affiliate company products and services are those that are set forth in the express warranty statements accompanying such products and services, if any. Nothing herein should be construed as constituting an additional warranty.

In particular, SAP SE or its affiliated companies have no obligation to pursue any course of business outlined in this document or any related presentation, or to develop or release any functionality mentioned therein. This document, or any related presentation, and SAP SE's or its affiliated companies' strategy and possible future developments, products, and/or platform directions and functionality are all subject to change and may be changed by SAP SE or its affiliated companies at any time for any reason without notice. The information in this document is not a commitment, promise, or legal obligation to deliver any material, code, or functionality. All forward-looking statements are subject to various risks and uncertainties that could cause actual results to differ materially from expectations. Readers are cautioned not to place undue reliance on these forward-looking statements, which speak only as of their dates, and they should not be relied upon in making purchasing decisions.

Typographic Conventions

American English is the standard used in this handbook.

The following typographic conventions are also used.

This information is displayed in the instructor's presentation	
Demonstration	
Procedure	
Warning or Caution	
Hint	
Related or Additional Information	
Facilitated Discussion	
User interface control	<i>Example text</i>
Window title	<i>Example text</i>

Contents

vii **Course Overview**

1 Unit 1: SAP S/4HANA Overview

1 Lesson: Describing SAP S/4HANA

3 Unit 2: Navigation

3 Lesson: Using SAP Fiori

3 Lesson: Using the SAP Business Client — Optional

3 Lesson: Using SAP Logon (GUI)

5 Unit 3: System-Wide Concepts

5 Lesson: Describing Organizational Units

5 Lesson: Describing Master Data Concepts

7 Unit 4: Logistics

7 Lesson: Using Purchase-to-Pay Processing

7 Lesson: Using Plan-to-Produce Processing

7 Lesson: Using Order-to-Cash Processing

9 Unit 5: Accounting

9 Lesson: Using Financial Accounting (FI)

9 Lesson: Using Management Accounting (CO)

11 Unit 6: Human Capital Management (HCM) and SAP SuccessFactors

11 Lesson: Using SAP ERP HCM and SAP SuccessFactors

13 Unit 7: Embedded Analytics

13 Lesson: Using Embedded Analytics

15 Unit 8: SAP Activate and Best Practices

15 Lesson: Describing SAP Activate and Best Practices

17 Unit 9: SAP Services

17 Lesson: Accessing SAP Services

Course Overview

TARGET AUDIENCE

This course is intended for the following audiences:

- Application Consultant
- Support Consultant
- Technology Consultant
- Project Manager
- Systems Architect
- Executive
- Business User
- Super / Key / Power User

Lesson 1: Describing SAP S/4HANA

Lesson Objectives

After completing this lesson, you will be able to:

- Describe SAP S/4HANA

Lesson 1: Using SAP Fiori

Lesson Objectives

After completing this lesson, you will be able to:

- Use SAP Fiori applications and tools

Lesson 2: Using the SAP Business Client — Optional

Lesson Objectives

After completing this lesson, you will be able to:

- Use the SAP Business Client

Lesson 3: Using SAP Logon (GUI)

Lesson Objectives

After completing this lesson, you will be able to:

- Use SAP Logon (GUI)

Lesson 1: Describing Organizational Units

Lesson Objectives

After completing this lesson, you will be able to:

- Describe organizational units in SAP S/4HANA

Lesson 2: Describing Master Data Concepts

Lesson Objectives

After completing this lesson, you will be able to:

- Describe the master data concepts of SAP S/4HANA

Lesson 1: Using Purchase-to-Pay Processing

Lesson Objectives

After completing this lesson, you will be able to:

- Use Purchase-to-Pay Processing

Lesson 2: Using Plan-to-Produce Processing

Lesson Objectives

After completing this lesson, you will be able to:

- Use Plan-to-Produce Processing

Lesson 3: Using Order-to-Cash Processing

Lesson Objectives

After completing this lesson, you will be able to:

- Use Order-to-Cash Processing

Lesson 1: Using Financial Accounting (FI)

Lesson Objectives

After completing this lesson, you will be able to:

- Describe the business process in Financial Accounting
- Understand Accounts Receivable
- Describe General Ledger Accounting
- Understand Accounts Payable

Lesson 2: Using Management Accounting (CO)

Lesson Objectives

After completing this lesson, you will be able to:

- Describe the business process in Management Accounting

Lesson 1: Using SAP ERP HCM and SAP SuccessFactors

Lesson Objectives

After completing this lesson, you will be able to:

- Use SAP ERP HCM and SuccessFactors

Lesson 1: Using Embedded Analytics

Lesson Objectives

After completing this lesson, you will be able to:

- Use Embedded Analytics with SAP S/4HANA

Lesson 1: Describing SAP Activate and Best Practices

Lesson Objectives

After completing this lesson, you will be able to:

- Describe SAP Activate and Best Practices

Lesson 1: Accessing SAP Services

Lesson Objectives

After completing this lesson, you will be able to:

- Access SAP Services